



## AccesRail Product: SBB

ABOUT SBB:	1
9B AND PROVIDER:	1
MAP OF 9B SBB SERVICES:	2
DESTINATIONS BY HUB:	3
MINIMUM CONNECTION TIME:	4
ELIGIBILITY:	5
SERVICES:	5
PETS:	6
SBB TRAINS:	6
CHECK-IN PROCESS:	8
HOW TO GET TO THE TRAIN:	9
LUGGAGE:	9
ON-BOARD MEALS:	9
MOBILITY ASSISTANCE:	10
DELAYS:	10
SSR MESSAGE:	10
FAQ:	10

### About SBB:

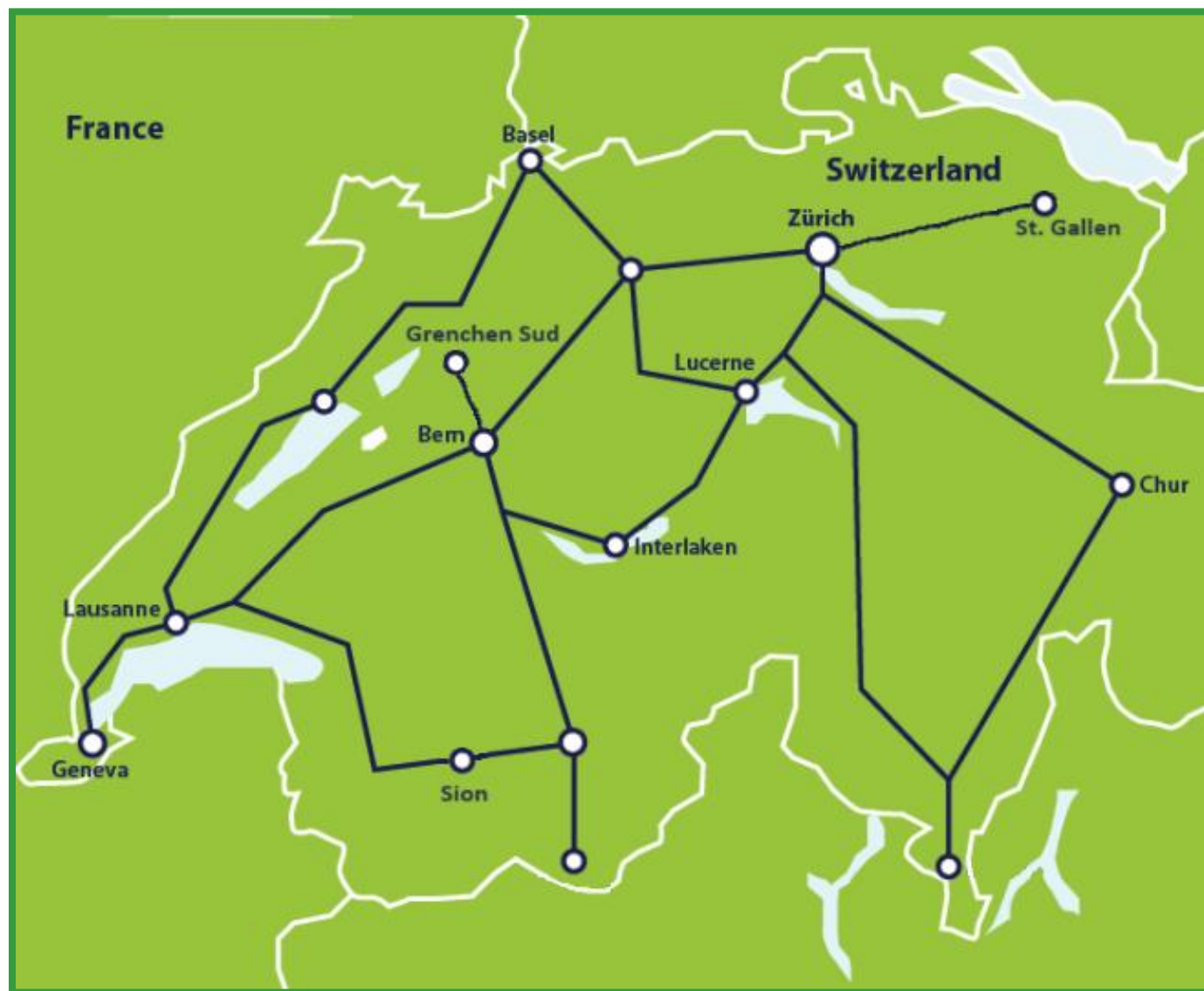
SBB is the primary train operator in Switzerland formed in 1902 and ranked number one in the 2017 European Railway Performance Index for its safety and quality of service. SBB carries almost a million passengers around the country every day on over 3,000 kilometers of rail. Traveling on SBB trains in Switzerland offers a seamless and efficient way to explore the country. With scenic views of the Swiss countryside, passengers can experience picturesque landscape, through large windows as they travel between Geneva and Zurich. AccesRail offers SBB services from Geneva and Zurich airports.

### 9B and Provider:

The train range is: 1300 - 1999

All services are available as Rail-Air and Air-Rail.

Map of 9B SBB Services:



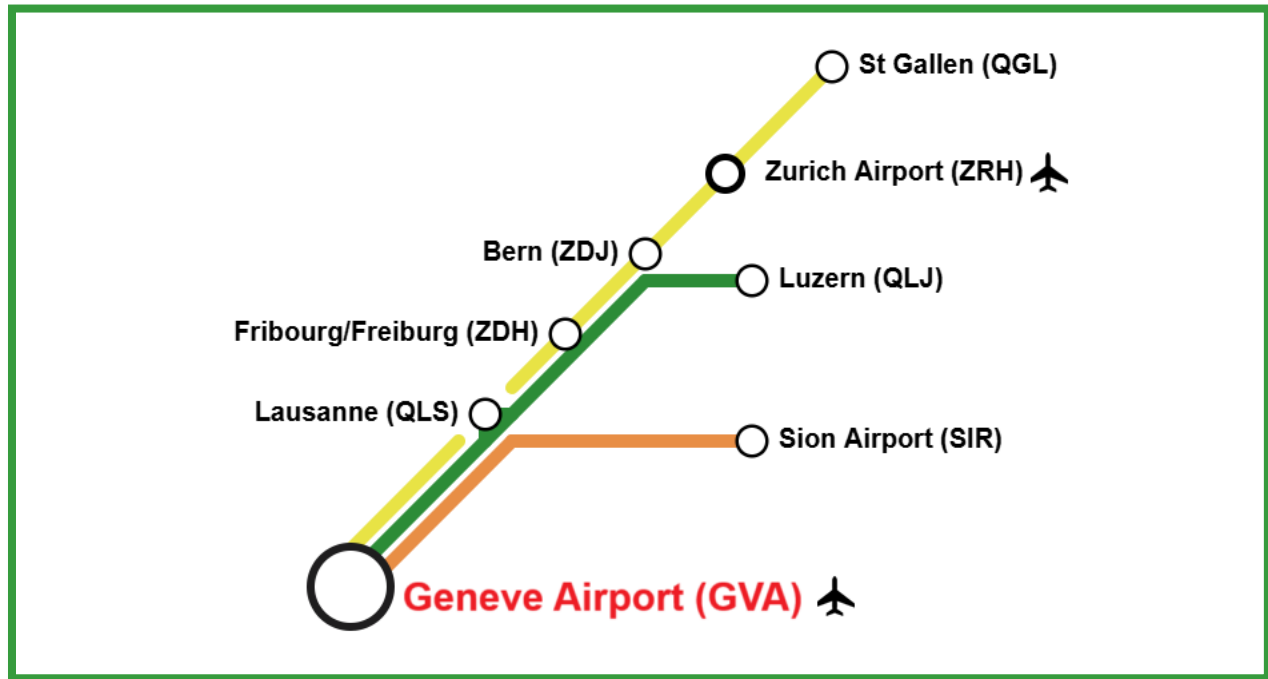


Figure 1: Routes from Geneva Airport

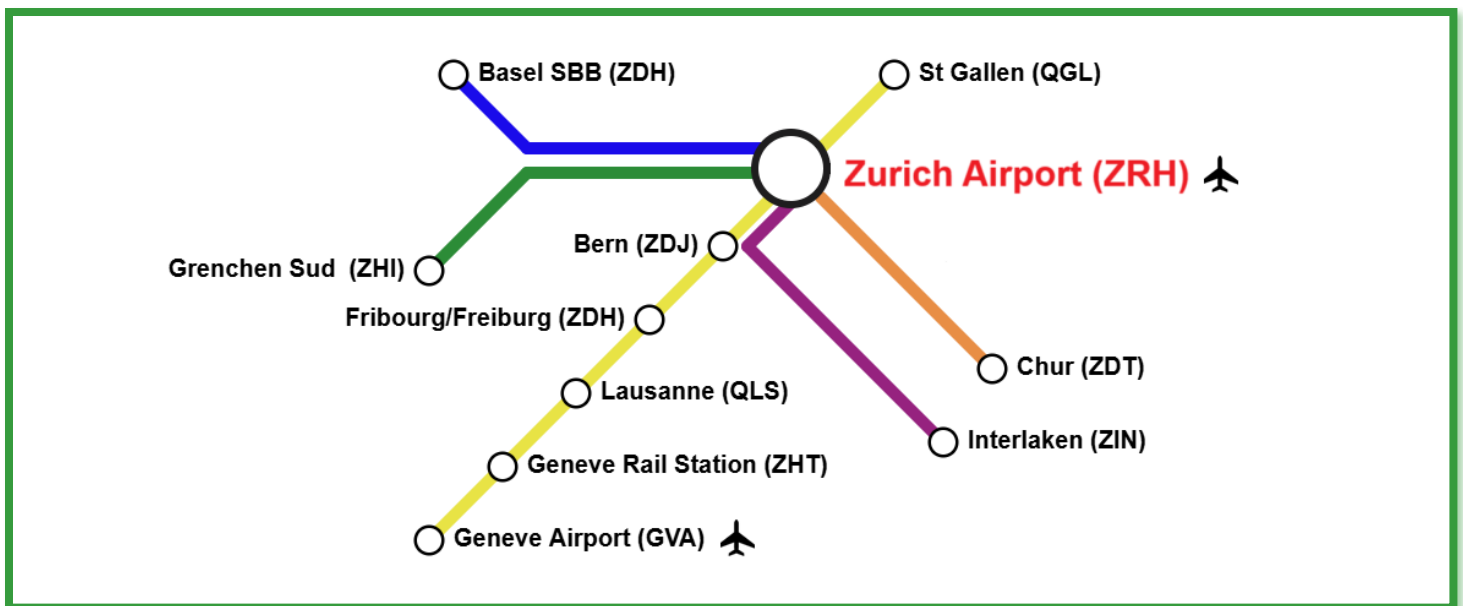


Figure 2: Routes from Zurich Airport



### Destinations by Hub:

Hub	Hub IATA code	Destination	Destination IATA code	Approximate travel time
Zurich Airport	ZRH	Basel	ZDH	1hr 30min
Zurich Airport	ZRH	Bern	ZDJ	1hr 15min
Zurich Airport	ZRH	Chur	ZDT	2hrs 25min
Zurich Airport	ZRH	Fribourg	ZHF	1hr 50min
Zurich Airport	ZRH	Geneva Airport	GVA	2hrs 50min
Zurich Airport	ZRH	Grenchen Sud	ZHI	50min
Zurich Airport	ZRH	Interlaken	ZIN	2hrs 20min
Zurich Airport	ZRH	Lausanne	QLS	2hrs 30min
Zurich Airport	ZRH	St. Gallen	QGL	50min

Hub	Hub IATA code	Destination	Destination IATA code	Approximate travel time
Geneva Airport	GVA	Bern	ZDJ	2hrs
Geneva Airport	GVA	Fribourg	ZHF	1hr 45min
Geneva Airport	GVA	Lausanne	QLS	55min
Geneva Airport	GVA	Lucerne	QLJ	3hrs 15min
Geneva Airport	GVA	Sion	SIR*	1hr 55min
Geneva Airport	GVA	St. Gallen	QGL	4hrs
Geneva Airport	GVA	Zurich	ZLP	2hrs 50min
Geneva Airport	GVA	Zurich Airport	ZRH	3hrs 10min

\*Marked destinations include bus connection

### Minimum Connection Time:

MCT is as per airline rules. Please allow enough time for passengers to go between the airplane and the train station. Connection time is included from airport to train station in GDS.



### **Eligibility:**

Infants up to 2 years of age ride free without a ticket if no seat is required. The infant must be accompanied on all services in the same compartment by an adult.

Child fare is not available.

Passengers 2 years of age or older use Adult Fare.

No applicable discounts for airline staff.

Refunds are according to Airline Tariff Rules.

### **Group Bookings:**

To book groups: Up to 9 passengers with unique names per PNR when booking with 9B AccesRail. Example: A group of 20 will be booked on three different PNRs (PNR 1: 9 pax, PNR 2: 9 pax, PNR 3: 2 pax).

### **Services:**

Travel in either First Class or Economy Class on SBB trains. Wi-Fi is available on IC trains with the SBB FreeSurf app.

Economy has air conditioning, comfortable seats, and ample space for luggage in a 2x2 seating configuration.

First class has air conditioning, comfortable seats with ample legroom, a power socket at each seat, and an ample space for luggage. Seating may be in a 2x1 configuration on some trains.

9B RBD	SBB Classes
F	First Class
Y	Economy



**Pets:**

For passengers who will be travelling with their pets, please call +0848 44 66 88 for more information.

**SBB Trains:**



Figure 3: SBB Train Exterior

© SBB CFF FFS





Figure 4: First Class SBB Trains



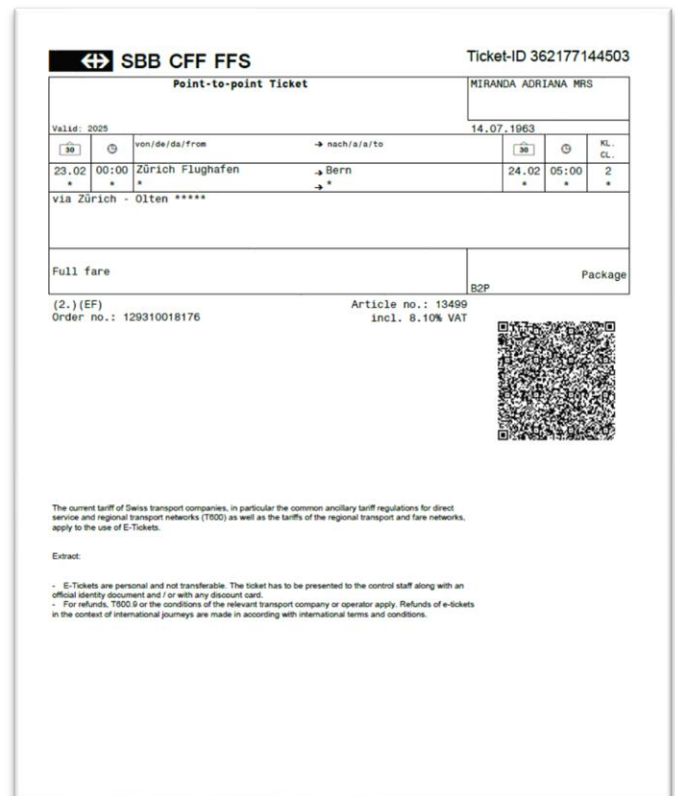
Figure 5: Economy Class SBB Trains

## Check-in Process:

**Check-in is essential to ensure a smooth travel experience.**

Passengers must check-in to retrieve their actual travel documents (Figure 6). Check-in can be done beginning 72-hours prior to departure. Check-in is done on <https://check-in.accesrail.com/#/step1> (Figure 7) using the passenger's name as it appears in the booking and either the booking reference or 13-digit ticket number.

When passengers check-in they will receive their travel document which can be used to board the train. As well, passengers who depart from either Geneva Airport or Zurich Airport will receive instructions on how to reach the train stations located under or near the airport.



**SBB CFF FFS** Ticket-ID 362177144503

**Point-to-point Ticket** MIRANDA ADRIANA MRS

Valid: 2025	von/de/ds/from	nach/a/s/to	KL. CL.
23.02	00:00 Zürich Flughafen	→ Bern	24.02 05:00 2
via Zürich - Olten *****			

Full fare Package

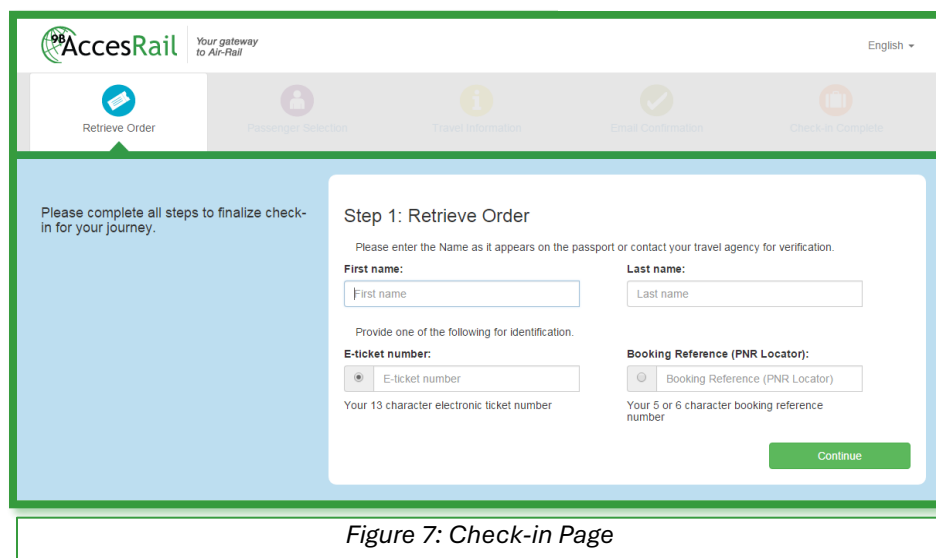
(2.) (EF) Article no.: 13499  
Order no.: 129310018176 incl. 8.10% VAT

The current tariff of Swiss transport companies, in particular the common auxiliary tariff regulations for direct service and regional transport networks (TSD) as well as the tariffs of the regional transport and fare networks, apply to the use of E-Tickets.

Extract:

- E-Tickets are personal and not transferable. The ticket has to be presented to the control staff along with an official identity document and / or with any discount card.
- For refunds, TSD 6 or the conditions of the relevant transport company or operator apply. Refunds of e-tickets in the context of international journeys are made in accordance with international terms and conditions.

Figure 6: SBB Train Ticket Example



**AccesRail** Your gateway to Air-Rail English

Retrieve Order Passenger Selection Travel Information E-ticket Confirmation Check-in Complete

Please complete all steps to finalize check-in for your journey.

### Step 1: Retrieve Order

Please enter the Name as it appears on the passport or contact your travel agency for verification.

**First name:**

**Last name:**

Provide one of the following for identification.

**E-ticket number:**  ☒ E-ticket number  
Your 13 character electronic ticket number

**Booking Reference (PNR Locator):**  ☐ Booking Reference (PNR Locator)  
Your 5 or 6 character booking reference number

**Continue**

Figure 7: Check-in Page



### How to Get to the Train:

SBB tickets come with a “Second Page” that gives directions on how to get to the train station at either Geneva Airport or Zurich Airport. There is signage in the airport that can direct the passengers to the train station. In Geneva Airport the train station is located just 250m from the airport via a covered walkway. In Zurich Airport the train station is located on the lowest level underneath the Airport Centre.

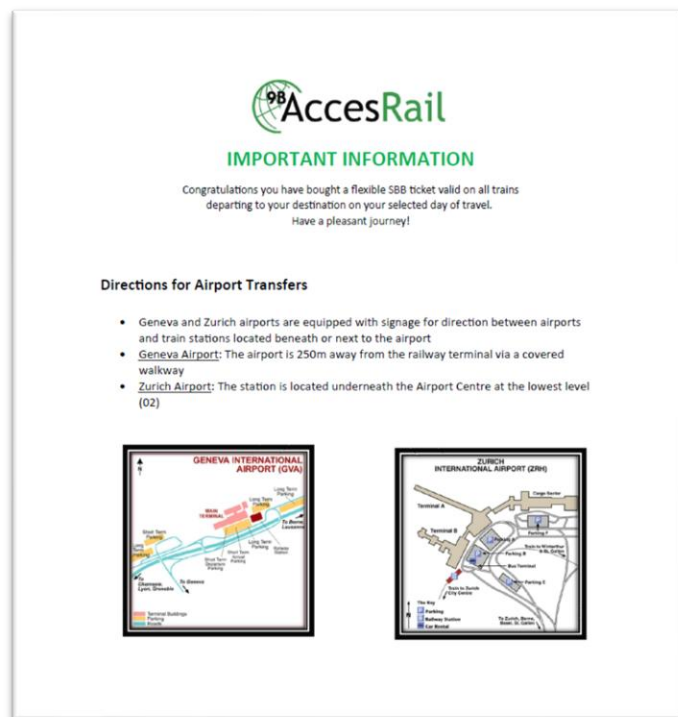


Figure 8: Airport Transfers Information

### Luggage:

SBB luggage rules apply. SBB allows unlimited baggage as long as passenger can carry their luggage themselves on and off the train. It is the passenger's responsibility to collect their checked bags from the airport and carry them to their respective train and vice-versa. Customer is responsible for their own baggage during the train journey.

### On-board Meals:

Meals and other food items can be purchased at the Restaurant car that is available on certain trains. SBB offers a menu for the Restaurant car. Cash (CHF and EUR), debit and credit card, as well as, Reka and Twint can be used as payment methods.

### **Mobility Assistance:**

Mobility assistance must be requested at least 1 hour prior to boarding and 2 hours prior to departure if a shuttle service is required. For international travel, mobility assistance must be booked 24 hours prior to departure. Mobility assistance is requested by contacting SBB's Contact Center Handicap at +0800 007 102 between 5am and 12am CET or +41 800 007 102 for passengers who are abroad.

### **Delays:**

In case of train delays, passengers must contact the issuing airline carrier for assistance.

In case of flight delays, ticket can be used on all departures on the day of validity and are valid for 3 days from the time of departure (point-to-point tickets are always valid from midnight until 5am of the on the 3rd day).

### **SSR Message:**

Please note that the SSR message will contain check-in information.

### **FAQ:**

1. Is this a TRN or BUS service?  
SBB is a TRN (Train) service.
2. Are seat reservations included?  
No, seat reservations are not included with the reservation. If passengers would like a seat reservation, they may do so at the train station for a nominal fee. Seat reservations are not compulsory.
3. Do I have to check-in?  
Yes, passengers must check-in in order to receive their actual travel document which they will use to board the train.