



AccesRail Product: TransPennine Express (TPE)

ABOUT:	1
9B AND PROVIDER:	1
MAP OF 9B TPE SERVICES:	2
DESTINATIONS BY HUB:	3
MINIMUM CONNECTION TIME:	3
ELIGIBILITY:	4
SERVICES:	4
TRANSPENNINE EXPRESS TRAINS:	5
CHECK-IN PROCESS:	5
HOW TO GET TO THE TRAIN:	7
LUGGAGE:	8
ON-BOARD MEALS:	8
MOBILITY ASSISTANCE:	9
DELAYS:	9
SSR MESSAGE:	9
FAQ:	9

About:

TransPennine Express is a rail company operating in Northern United Kingdom with over 300 trains a day. Travel to cities such as Lancaster, Preston, and Sheffield on modern, comfortable carriages while enjoying the scenic views of the rolling countryside and historic landmarks. Whether for business or leisure, every journey on TransPennine Express promises efficiency, comfort, and a touch of Northern charm.

9B and Provider:

Train Range: 9B 6400–6599

Service is available as Rail-Air and Air-Rail.



Map of 9B TPE Services:





Destinations by Hub:

Hub	Hub IATA code	Destination	Destination IATA code	Approximate travel time
Manchester Airport	MAN	Edinburgh	ZXE	3hrs 30min
Manchester Airport	MAN	Glasgow	ZGG	3hrs 30min
Manchester Airport	MAN	Lancaster	XQL	1hr 10min
Manchester Airport	MAN	Preston	XPT	50min
Manchester Airport	MAN	York	QQY	1hr 55min
Manchester Airport	MAN	Newcastle	NCL	Coming Soon
Manchester Airport	MAN	Liverpool	LXL	Coming Soon
Manchester Airport	MAN	Oxenholme	KXN	Coming Soon
Manchester Airport	MAN	Leeds	BRF	Coming Soon

Hub	Hub IATA code	Destination	Destination IATA code	Approximate travel time
Manchester Piccadilly	QQM	Edinburgh	ZXE	3hrs 15min
Manchester Piccadilly	QQM	Glasgow	ZGG	3hrs 15min
Manchester Piccadilly	QQM	Lancaster	XQL	1hr
Manchester Piccadilly	QQM	Preston	XPT	40min
Manchester Piccadilly	QQM	Sheffield	ZFG	55min
Manchester Piccadilly	QQM	York	QQY	1hr 40min
Manchester Piccadilly	QQM	Newcastle	NCL	Coming Soon
Manchester Piccadilly	QQM	Liverpool	LXL	55min
Manchester Piccadilly	QQM	Oxenholme	KXN	Coming Soon
Manchester Piccadilly	QQM	Leeds	BRF	Coming Soon

Minimum Connection Time:

MCT is as per airline rules. Please allow enough time for passengers to go between the airplane and the train station. Connection time is included from airport to train station in GDS.



Eligibility:

Infants 2 years of age and under ride free without a ticket if no seat is required. The infant must be accompanied on all services in the same compartment by an adult.

Child fare is not available.

No group bookings allowed.

No applicable discounts for airline staff

No unaccompanied minors permitted.

Refunds are according to Airline Tariff Rules.

Services:

Passengers can travel in First class or Standard class with an Anytime ticket.

Passengers who travel in First Class can enjoy spacious seating on reclining seats with generous legroom, free Wi-Fi, and power sockets and USB points at every seat. Catering is available on certain trains.

9B RBD	TPE Classes
F	First
Y	Standard



TransPennine Express Trains:



Figure 1: First Class Seating, TPE



Figure 2: TPE Train Exterior



Figure 3: Standard Class Seating, TPE



Figure 4: TPE Train Exterior

Check-in Process:

Check-in is essential to ensure a smooth travel experience.



Passengers must check-in to retrieve their actual travel documents (figure 5). Check-in can be done beginning 72-hours prior to departure. Check-in is done on <https://check-in.accesrail.com/#/step1> (Figure 6) using the passenger's name as it appears in the booking and either the booking reference or 13-digit ticket number.

Passengers will receive their train ticket, instructions on how to get to the train station from the airport, and a map of Manchester airport on one PDF when they check-in.

Seat reservations are not included in the ticket. Tickets are open-tickets so the passenger can board any departure with an available seat on the date shown on the ticket.

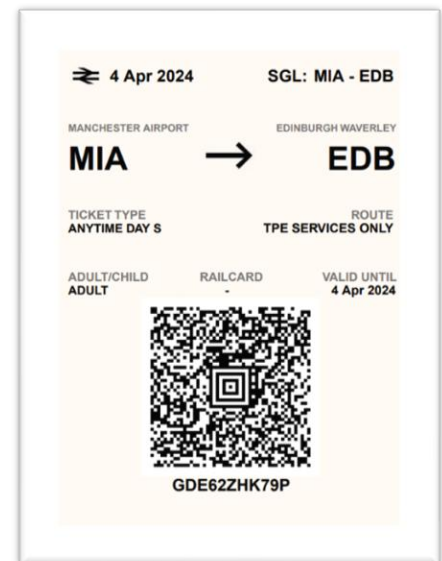


Figure 5: TransPennine Express Ticket Example

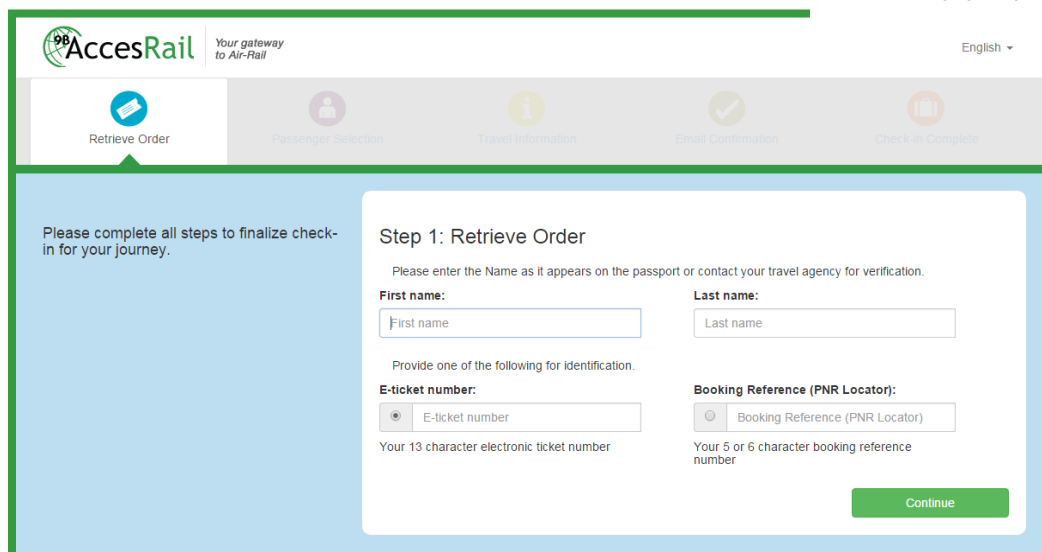


Figure 6: Check-in Page



**HOW TO CONNECT BETWEEN
MANCHESTER INTERNATIONAL
AIRPORT AND THE TRANSPENNINE
EXPRESS MANCHESTER AIRPORT
TRAIN STATION:**

Manchester Airport Train Station is situated between Terminal 1 and Terminal 3, although it is within walking distance of all three terminals. Lifts, escalators and moving walkways connect the train station and terminal buildings via Manchester's Sky Link bridge. Overhead signs will help guide you through the airport.

Estimated Distance between the train station and the various terminals:

- Terminal 1 (T1): approx. 5-minute walk
- Terminal 2 (T2): approx. 10-minute walk
- Terminal 3 (T3): approx. 7-minute walk

How to Get to the Train:

When passengers have checked-in they will receive their train ticket (the actual travel document), as well, as instructions on how to go between Manchester Airport and the TransPennine Express Train Station. The train station is within walking distance of the airport. If passengers need, there are elevators and moving walkways that connect the train station and the terminals via the Manchester's Sky Link bridge.

*Figure 7: Airport-Train
Station Connection
Instructions*

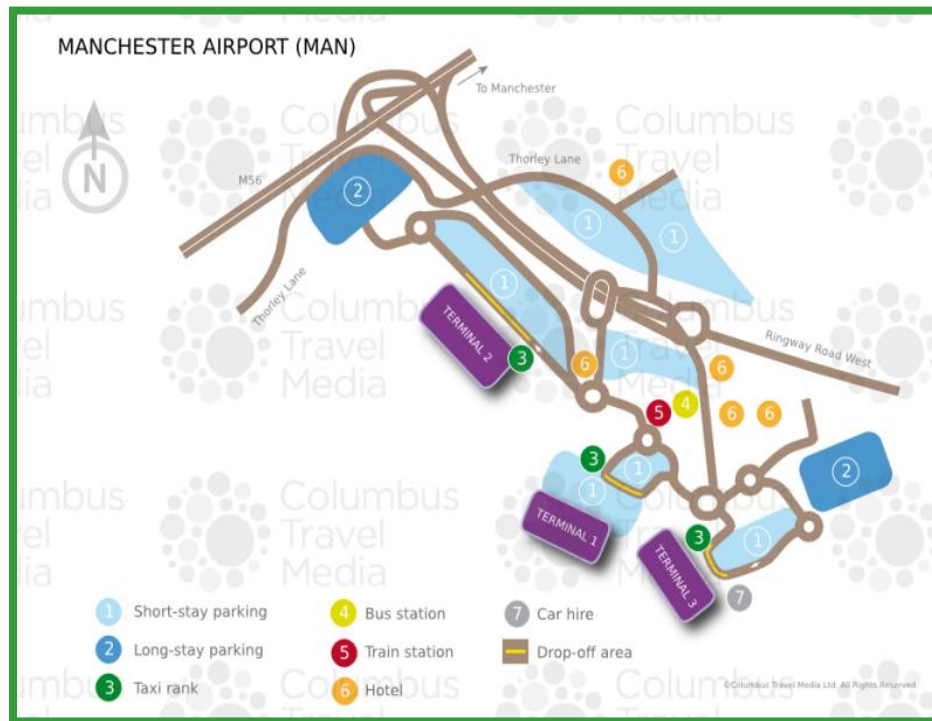


Figure 8: Manchester Airport Map

Luggage:

TransPennine Express luggage rules apply. It is the passenger's responsibility to collect their checked bags from the airport and carry them to their respective train and vice-versa. Customer is responsible for their own baggage during the train journey.

On-board Meals:

Catering is available on some trains from Manchester Piccadilly to Sheffield, and from Manchester Piccadilly to York and Edinburgh. For passengers in Standard class, Express Café Trolley service is also available on certain trains where passengers can purchase hot and cold drinks, sandwiches, and other snacks.



On certain trains, passengers in First class will receive complimentary snacks. As well, on certain routes there are menu options that passengers can choose from. There are drink, snack, and dessert available with the menus.

Mobility Assistance:

Mobility assistance must be requested at least 2 hours prior to train departure. Mobility assistance requests for passengers can be made by calling +0800 107 2149.

Delays:

In case of train delays, passengers must contact the issuing airline carrier for assistance.

In case of flight delays, passengers can travel on any TPE train on the date indicated on the ticket.

SSR Message:

Please note that the SSR message will contain check-in information.

FAQ:

1. Is this a TRN or BUS service?
This is a TRN (Train) service.
2. Can passengers upgrade their tickets?
Passengers can upgrade their tickets at the Booking Office before boarding.
3. Are seat reservations included?
No, seat reservations are not included.
4. Do I have to check-in?
Yes, passengers must check-in in order to receive their actual travel document which they will use to board the train.